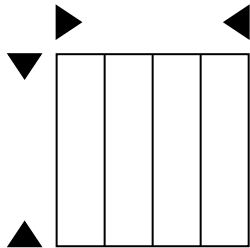


60mm FS70

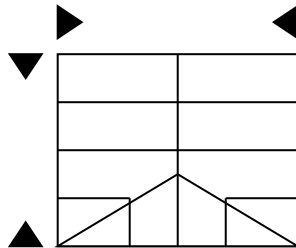
CONSERVATORY ORDER FORM

	YOUR REF
	DATE REQ
	DATE ORDERED
	FAB FRAME REF

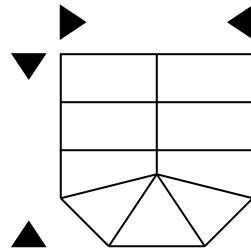
Please enter overall INTERNAL width and projection against roof style required or sketch roof in space below.



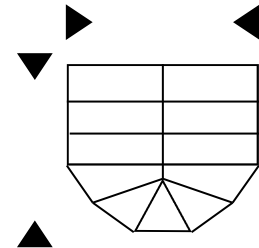
Lean To



Edwardian



3 Facet Victorian



5 Facet Victorian

Other Roof Design (please draw sketch).

Pitch		Back Height	Max
-------	--	-------------	-----

Welded Cill Design			
85	125	150	180

Roof Glazing			
Roof Type	Glazing	Glass Options	
Classic	25mmPoly	Unglazed	
Elevation	Clear	K Glass	
Elev Plus	Bronze	Clear	
Uzone	Opal	Active Blue	
Firings	Other :	Other	
Additional Information :			

Rakes Required	Yes/ No	Fascia Depth	Soffit Depth	Box Gutter Size	
----------------	---------	--------------	--------------	-----------------	--

Roof Abutment Bar Req	Lft/ Rt	Roof Resting on Wall	Lft / Rt	Cavity Wall	Yes/No	Overall Wall Thickness
-----------------------	---------	----------------------	----------	-------------	--------	------------------------

Please draw a sketch of your frames viewed externally indicating joiner and add on positions.

LEFT	FRONT	RIGHT	
			Overall Ht (inc cill)
			Base Wall
			Transom
			Mullion
			Midrail

FRAME SPECIFICATIONS

Colour	Doors	Handles	Window Glazing - 28mm
White	Open In	White	Unglazed
Rosewood	Open Out	Gold	A Rated C Rated Low E
Rosewood/White	Threshold	Silver	Toughened
Golden Oak*	Standard (large)	Black	Other :
Golden Oak/ White*	Ali Low	Double	
Frame	Letter Box	Locking	Drainage: Base Face
Large	Double Door	Multi Lock	Lead/ Georgian :
Medium	Master		

Signed On behalf of

*Not Available in FS70. Please note: Astragal bar only available in FS70.