

VIEWED OUTSIDE

## 60mm Order Form

## Fabframes Limited

Unit 8 Silverhills Buildings, Decoy Industrial Estate,  
Silverhills Road, Newton Abbot, Devon, TQ12 5LZ

Tel: 01626 333713 Fax: 01626 333556

Email : sales@fabframes.net

Reference:

Deliver/ Collect Date:

Date Ordered:

Sheet Of

Quote Number:


Fab Job Number:

Tel :  
Fax :

## BFRC WINDOW ENERGY RATING


A C Std(E)

## WINDOW




Colour	W	R	GO	
	R/W		GO/W	
Size	W		H	
Frame	SMALL		34.5 / 52mm	
	MED		41.5 / 59mm	
	LG		49.5 / 67mm	
Cill inc.	180	150	85	NO
Transom	SM	MED	LG	
Base Drain			Face Drain	
Add-on inc. 20/35/50	Top		Bottom	
	Left		Right	
Furniture	W	G	Ch	Bl
Lock	ESPAG		MultiLock	
Hinge	Std / Egress		Easy Clean	
	RESTRICT.			
Mullion Width				
Transom Drop				
Glass	Low E		CLEAR	
	TOUGH		PAT	
Geo Bar	18	25	Other	
Lead	SQUARE		DIAMOND	
Unglazed				
Extras (panel, stained glass etc)				

## WINDOW



Colour	W	R	GO	
	R/W		GO/W	
Size	W		H	
Frame	SMALL		34.5 / 52mm	
	MED		41.5 / 59mm	
	LG		49.5 / 67mm	
Cill inc.	180	150	85	NO
Transom	SM	MED	LG	
Base Drain			Face Drain	
Add-on inc. 20/35/50	Top		Bottom	
	Left		Right	
Furniture	W	G	Ch	Bl
Lock	ESPAG		MultiLock	
Hinge	Std / Egress		Easy Clean	
	RESTRICT.			
Mullion Width				
Transom Drop				
Glass	Low E		CLEAR	
	TOUGH		PAT	
Geo Bar	18	25	Other	
Lead	SQUARE		DIAMOND	
Unglazed				
Extras (panel, stained glass etc)				

## DOOR



Colour	W	R	GO	
	R/W		GO/W	
Open	IN		OUT	
Master/Hung	Left		Right	
Size	W		H	
Cill inc.	180	150	85	NO
Base Drain			Face Drain	
Threshold	Std	Slim	Ali	
Add-on inc. 20/35/50	Top		Bottom	
	Left		Right	
Furniture	Wht	Gld	Chr	Blk
2D Hinges	Wht	Brn	Tan	Gld
Midrail	SM	MED	LG	
Midrail Ht.	Std. 850		Other	
Letterbox	Yes	No		
Door Width				
Transom Drop				
Glass	Low E		CLEAR	
	TOUGH		PAT	
Geo Bar	18	25	Other	
Lead	SQUARE		DIAMOND	
Unglazed				
Extras (panel, stained glass etc)				

PLEASE NOTE THE FOLLOWING: Signature of this order form constitutes acceptance of designs and specifications. Any amendments made after signing may be subject to a fee if your order has gone into production. All side-hung window sashes will be supplied with Fire-Escape Egress hinges unless otherwise specified. All French doors will be supplied with double handles. When drawing openers, please indicate hinge side with point. All frames are to be drawn viewed from outside. Signature of this form constitutes acceptance that you the customer agree to take full responsibility for the Window Energy Rating selected. Product will be supplied to meet the energy rating of your choice. All overall sizes include cill and add-on.

SIGNED \_\_\_\_\_ ON BEHALF OF \_\_\_\_\_

NOTE : Colours not available in medium frame